










Green River's Floor and You!

Floor Care

The following recommendations are for the care and maintenance of your Green River Floor. These recommendations are not intended to be an exclusive list. Please consult your flooring professional for his or her recommendations as well.

-  **Spills & Spots** - Immediately wipe up any spills or spots with a damp cloth. **NEVER** wet-mop, damp-mop, or flood your floor with water or other products. This can severely damage the flooring and will void the warranties.
-  **Vacuum or Sweep** - At least every other week, depending on the foot traffic. Don't let sand and dirt build up. The vacuum head must be a brush or felt type. Be certain the wheels of the vacuum are clean and do not damage the finish. **DO NOT USE A VACUUM WITH A BEATER BAR HEAD.**
-  **Monthly** - Clean with a Green River Flooring approved wood floor cleaner which can be purchased from your nearest hardwood flooring dealer. Do not use oil soaps, liquid or paste wax products or other household cleaners that contain lemon oil, tung oil, silicon or ammonia since these warranties do not cover damage caused by non-recommended products. Use of these and other such products will harm the long term performance of your floor and may also affect its recoat ability as well as void your Green River warranty.
-  **Protection** - Excessive sunlight should be blocked with blinds or drapes. Exposure to direct sunlight accelerates the oxidation and aging of your hardwood floor. This may cause your hardwood floor's color to fade and/or to change color depending on the exposure. We recommend that you rearrange your rugs and furniture periodically so that your hardwood floor ages evenly. In areas of high traffic, use area rugs to keep wear to a minimum. Move the rugs occasionally to maintain an even color to your finish. Make sure that the rugs have a backing with a mesh or grid pattern which allows the floor to breathe and are approved for hardwood floor finishes. Put mats at all entrances to keep dirt and moisture off the floor. Place protective pads beneath furniture legs and feet to reduce scratches and dents.
-  **Be Aware** - Of high heel shoes that have lost their protective cap and small stones as they can scratch and gouge your floor's surface. Keep pets' nails trimmed, and paws clean and free of dirt, gravel, grease, oil, and stains.
-  **Humidity** - Green River recommends that you keep the relative humidity level in your home around 47%. Ask your flooring professional for the proper relative humidity needed for your area and circumstances to keep your hardwood flooring from shrinking excessively. Never shut off your heating, ventilation or air-conditioning system for long periods of time, such as summer vacations.
-  **Repairs** - Consult your flooring professional immediately to fix areas that have been damaged.